



()

2012 12 31

10

1.2

0

1
6
8
10
34
41
47
57
63
65
150

			000969
	Advanced Technology & Materials Co., Ltd.		
	AT&M		
	76		
	100081		
	76		
	100081		
	http://www.atmcn.com		
	securities@atmcn.com		

	76	76
	86-10-62188403	86-10-62188403
	86-10-62182695	86-10-62182695
	zhangjinhua@atmcn.com	yangchunjie@atmcn.com

<http://www.cninfo.com.cn>

	1998 12 30		110000005200588	110108633715348	63371534-8
	2012 12 31		110000005200588	110108633715348	63371534-8
		1 2007 1 18			
		2 2009 5 12			

	19 B

✓

✓

□ √

	2012	2011	(%)	2010
	3,818,705,044.44	4,530,698,533.80	-15.71%	3,524,673,682.25
	75,494,341.52	314,539,645.45	-76%	219,240,807.56
	82,787,527.14	294,204,121.21	-71.86%	218,720,744.11
	584,510,361.81	137,518,659.03	325.04%	143,241,161.98
/	0.0876	0.3671	-76.14%	0.2639
/	0.0876	0.3654	-76.03%	0.2615
%	2.28%	9.97%	-7.69%	8.14%
	2012	2011	(%)	2010
	7,612,265,850.27	6,922,253,088.31	9.97%	5,398,020,184.07
	3,318,240,985.67	3,298,775,048.99	0.59%	3,047,963,368.89

	2012	2011	2010	
	-80,633.03	-32,270.31	66,239.99	
	42,464,461.12	25,937,058.11	1,347,667.36	
	7,448,375.08			

	340,949.51	-163,225.97	-378,702.02	
	-52,011,969.20			
	-275,822.48	3,809,590.02	-19,082.01	
	5,730,191.58	1,596,447.57	534,223.89	
	-7,293,185.62	20,335,524.24	520,063.45	--

1 —

1 —

□ √

2012

381,870.50	9,522.53	7,549.43
2011	15.71% 78.08% 76.00%	

»

2012

Odersun AG

“ ”

“ ”

8.5

“

”

“LED”

“ ”

“ ”

210

“ ”

13

7228.71

325

65%

“ ”

“ ” “

” 118 “

” 11 “

” 18 “

” 12 7

” “

” S-Zorb

120 “

”

34

“ ” “

” “ ”

“ ”

57 40 1 40

“14+X”

“ ” “ ”

33

“ ”

“

”

60

“

”

“

TOP100

”

“

”

“

”

	381,870.5	453,069.85	-15.71%
	320,491.55	372,651.71	

30%

□ ✓

□ ✓

□ ✓

	711,519,386.05
%	18.63%

5

□ ✓

	2012		2011		(%)
		%		%	
	3,141,472,576.41	100%	3,614,644,370.24	100%	-13.09%

	2012		2011		(%)
		%		%	
	460,405,024.27	14.66%	371,852,322.05	10.29%	23.81%
	1,691,103,470.80	53.83%	1,945,391,167.05	53.82%	-13.07%
	989,964,081.34	31.51%	1,297,400,881.14	35.89%	-23.7%

	2012		2011				
	226,922	74.94%	277,317	71.84%	-50,394	-18.17%	
	16,159	5.34%	29,538	7.65%	-13,379	-45.29%	
	17,244	5.70%	11,593	3.00%	5,651	48.74%	
	21,061	6.96%	35,078	9.09%	-14,017	-39.96%	
	21,401	7.07%	32,510	8.42%	-11,109	-34.17%	
	302,787	100.00%	386,036	100.00%	-83,248	-21.56%	

	449,640,266.90
%	15.32%

5

□ √

	2012	2011	
	9,949.33	9,288.04	7.12%
	25,354.84	20,367.64	24.49%
	6,786.54	2,467.06	175.09%
	3,558.05	6,472.52	-45.03%

		3,580.67	3,580.67
	5,843.15	21,662.74	1,449.64

	2012	2011	%
	4,428,745,817.37	4,944,733,538.68	-10.44%
	3,844,235,455.56	4,807,214,879.65	-20.03%
	584,510,361.81	137,518,659.03	325.04%
	7,479,921.43	3,315,002.39	125.64%
	659,938,775.88	534,591,902.20	23.45%
	-652,458,854.45	-531,276,899.81	22.81%
	1,262,456,019.63	1,296,832,656.53	-2.65%
	703,855,796.40	804,924,779.68	-12.56%
	558,600,223.23	491,907,876.85	13.56%
	486,058,406.69	95,915,467.48	406.76%

30%

√ □

1

2

√ □

1

20,765

2

26,937

			(%)	%	%	%
	3,739,382,479.07	3,141,472,576.41	15.99%	-15.12%	-13.09%	-1.96%
	506,897,703.97	460,405,024.27	9.17%	7.39%	23.81%	-12.05%

	2,073,009,987.02	1,691,103,470.80	18.42%	-12.12%	-13.07%	0.89%
	1,159,474,788.08	989,964,081.34	14.62%	-26.35%	-23.7%	-2.97%
	2,700,613,934.60	2,253,486,737.00	16.56%	-21.75%	-20.13%	-1.7%
	1,038,768,544.47	887,985,839.41	14.52%	8.9%	11.93%	-2.31%

1

□ √

	2012		2011		%	
		%		%		
	1,409,463,570.62	18.52%	923,405,163.93	13.34%	5.18%	
	688,970,925.84	9.05%	669,957,171.07	9.68%	-0.63%	
	1,083,665,894.43	14.24%	1,353,037,852.90	19.55%	-5.31%	,
	90,397,540.41	1.19%	131,160,972.71	1.89%	-0.71%	Odersun AG
	2,265,433,852.85	29.76%	2,152,789,168.52	31.1%	-1.34%	
	501,268,194.35	6.59%	251,028,549.63	3.63%	2.96%	

	2012		2011		%	
		%		%		
	123,000,000.00	1.62%	168,000,000.00	2.43%	-0.81%	
	221,000,000.00	2.9%	450,000,000.00	6.5%	-3.6%	

“ ”

“2000 2005 ” “2006 2010 ” “ ”

“ ”

1

“ ”

16

200

138

12

60

“ ”

8

2012 118 18

12 7

2012 57

40 1

40

2

“ ”

2013

3

4

2010

2012

2012

34

“

”

“

” “

”

“

”

“

”

“

”

“

”

2012	2011	
68,975.39	15,632.67	341.23%
		%
		51%
		13.33%
		65%

		39,560
		39,560
		39,560
		0
		0
	%	0%
2012		
17,000	22,560	2012 12 31

	()	(1)	(2)	(3) (2)/(1)						
		17,000	17,000	17,000	17,000	100%	2012 12 31	0		
		22,560	22,560	22,560	22,560	100%	2012 12 31	0		
	--	39,560	39,560	39,560	39,560	--	--		--	--
	--	39,560	39,560	39,560	39,560	--	--	0	--	--

				29,153.00	177,085.91	119,279.23	84,942.10	2,150.63	2,642.37
				29,127.84	46,188.00	35,928.50	32,162.89	1,560.02	1,804.63
				100,000.00	130,625.27	106,942.11	7,102.15	214.65	200.01
				8,500.00	21,782.72	14,625.06	20,098.95	433.23	354.72

				4,487.38	8,641.24	7,223.40	6,024.50	990.19	814.95

√ □

			2012

	6,650	1,498	6,728	98%	
LED	36,671	7,520	18,675	71.43%	
	20,652	5,072	10,559	75.69%	
	10,922	3,536	7,324	99.43%	
	21,195	3,472	7,308	50.86%	
	96,090	21,098	50,594	--	--

“ ”

2011-2015

“

”

“

”

43

36

1

OEM

2

“

”

2013

“

”

“LED

”

“

” “

” “

”

2013

“

”

3

4

“ ”

1.7

2000

5

“ ”

6S

6

2013

“ ” “ ”

7

2013

“ ”

“ ” “ ” ,

2013

1

“ ”

2

2013

3

20%

1

51%

2

65%

3

[

]

51%

4

80%

2011
2012 5 9

2012 3 30

2011

2012 8 11

<

>

1

2

1

2

a

b

c

/

3

4

5

6

2012-2014

3

2010 10 1.20 2011 4 29

2011 10 1.20 2012 5 9

2012 10 1.20

			%
2012	103,535,561.76	75,494,341.52	137.14%
2011	103,535,561.76	314,539,645.45	32.92%
2010	102,584,849.74	219,240,807.56	46.79%

□ √

2013 3 9

2012



2012 01 17

2012 03 14

2012 03 22

2012 03 28

2012 03 30

2012 04 13

2012 05 02

2012 05 08

2012 05 21

2012 05 29

2012 05 30

2012 09 27					
2012 10 25					
2012 10 26					
2012 11 02					
2012 11 23					
2012 12 06					

□ √

□ √

						(%)							
		2012 3 31	422.4	-4.67	262.4	2.01%						2012 04 05	2012-01 1
80%							2012 2 29						

80%

262.4

2012

2.01%

2012 4 6

2012 3 6

93

391.13

2012 4 23

2012 4

2013 1 21

2011

93

403.404

2013 2 6

2013 2

19



95.17 95.17 0.03%

					2,584.32	2,584.32	0.88%		2584.32		
					19.54	19.54	0.01%		19.54		
					535.12	535.12	0.18%		535.12		
					7.04	7.04	0%		7.04		
					20.00	20	0.01%		20.00		
					12.06	12.06	0%		12.06		
					0.35	0.35	0%		0.35		
					1248.37	1,248.37	0.43%		1248.37		
					7,781.26	7,781.26	2.65%		7781.26		
					869.23	869.23	0.3%		869.23		
					120.21	120.21	0.04%		120.21		
					705.58	705.58	0.24%		705.58		

					6,473.93	6,473.93	2.21%		6473.93		
					71.51	71.51	0.02%		71.51		
					0.15	0.15	0%		0.15		
					0.12	0.12	0%		0.12		
					170.98	170.98	0.04%		170.98		
					2.62	2.62	0%		2.62		
					687.61	687.61	0.18%		687.61		
					3.75	3.75	0%		3.75		
					0.13	0.13	0%		0.13		
					2,706.44	2,706.44	0.71%		2706.44		
					277.47	277.47	0.07%		277.47		
					58,779.45	58,779.45	15.39%		58779.45		

			422.4	2012 2 29								
				2012								

10%

	90
	7

49.5

1 2012 3 7

2012 3 10

2 2012 4 17

Odersun AG

2012 4 21

Odersun AG

3 1,800

60%

2012 12 12

[2011]1396

10 10

1 6

2011 11 24 6

2011 12 19

AA

5.926

2 4

2012 7 27 4

2012

8 22 AA

3.956

		(%)							(%)
	1,389,325	0.16%				399,017	399,017	1,788,342	0.21%
1									
2									
3									
4									
5	1,389,325	0.16%				399,017	399,017	1,788,342	0.21%
	857,495,723	99.84%				3,512,283	3,512,283	861,008,006	99.79%
1	857,495,723	99.84%				3,512,283	3,512,283	861,008,006	99.79%
2									
3									
4									
	858,885,048	100%				3,911,300	3,911,300	862,796,348	100%

2012 3 6

93

391.13

9.51

2012 4 23

√ □

2012 3 6

2012 4 19

√ □

858,885,048	0.0879	3.86
862,796,348	0.0875	3.85
0.0004	0.01	

2010 03 16	22.3	55,695,510	2010 03 16	55,695,510	2010 06 09	
2011 05 20	9.51	4,011,300	2011 06 24	4,011,300		
2012 03 14	9.51	3,911,300	2012 04 23	3,911,300		

1 [2009]912 2009 9 16
7.5 2009 10 12
2010 03 16 22.3 2010 4 28 2009
12.33 A 2010 6 9
2010 6 23
2 2011 5 19 2012 3 6 95
401.13 2011 6 24
93 391.13 2012 4 23
3 [2011]1396
10 10 6 2011 12 19
4 2012 8 22

-005L-CT001		1.26%	10,877,537	-8,248	0	10,877,537		
100		0.99%	8,579,190	-109,867	0	8,579,190		
		0.97%	8,389,083	3,106,570	0	8,389,083		
-005L-FH002		0.81%	6,955,637	-560,033	0	6,955,637		
100		0.7%	6,007,804	142,112	0	6,007,804		
100		0.67%	5,764,654	2,326,909	0	5,764,654		
8	-	0.52%	4,515,389	4,515,389	0	4,515,389		
		0.5%	4,325,998	3,376,450	0	4,325,998		
300		0.48%	4,102,469	4,102,469	0	4,102,469		
10								
			10					

		351,886,920	351,886,920
-005L-CT001		10,877,537	10,877,537
100		8,579,190	8,579,190
		8,389,083	8,389,083
-005L-FH002		6,955,637	6,955,637
100		6,007,804	6,007,804
100		5,764,654	5,764,654
-		4,515,389	4,515,389
8		4,325,998	4,325,998
300		4,102,469	4,102,469
10			
10			
10			

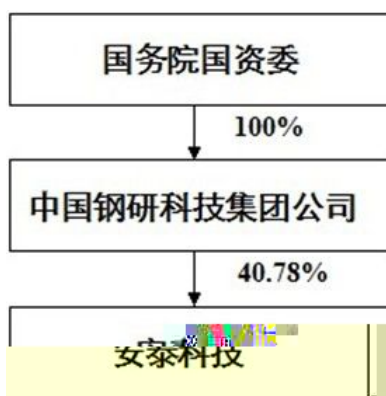
	/				
		2000	03	400001889	1,164,785,000
		27			

	2012	
	48.02%	300034
		600560 2.03% 44.07%
		000938 0.96%
		002110 0.18%
		600980 0.11%

✓

	/				

✓



✓

				55	2011 22	04	2014 22	04	362,159	82,600	0	444,759
				50	2011 22	04	2014 22	04	159,258	66,100	0	225,358
				51	2011 22	04	2014 22	04	136,389	66,100	0	202,489
				54	2011 22	04	2014 22	04	195,645	66,100	0	261,745
				72	2011 22	04	2014 22	04	0	0	0	0
				49	2011 22	04	2014 22	04	0	0	0	0
				68	2011 22	04	2014 22	04	0	0	0	0
				68	2011 22	04	2014 22	04	0	0	0	0
				55	2011 22	04	2014 22	04	0	0	0	0
				49	2011 22	04	2014 22	04	132,003	0	0	132,003
				59	2011 22	04	2014 22	04	81,675	0	0	81,675
				41	2011 22	04	2014 22	04	2,000	0	0	2,000
				51	2011 22	04	2014 22	04	39,220	0	0	39,220
				49	2011 22	04	2014 22	04	0	0	0	0
				57	2011 22	04	2014 22	04	247,044	66,100	0	313,144

				59	2011 22	04	2012 26	12	253,315	66,100	0	319,415
				50	2011 22	04	2012 13	05	159,258	66,100	0	225,358
				46	2011 22	04	2014 22	04	84,471	57,800	0	142,271
				42	2011 22	04	2014 22	04	83,980	57,800	0	141,780
				45	2011 22	04	2014 22	04	39,300	39,300	0	78,600
	--	--	--	--	--	--	--	--	1,975,717	634,100	0	2,609,817

5

MBA

•

2008

2010

2011

MBA20

2012

1998

•

•

2007

“

”

2011

“

”

Trodheim

“

”863

1998

2010

"

"

2012

“

”

√

□

			2011 06 01		
			2009 05 01	2012 03 01	
			2009 05 01		
			2009 05 01		
			2009 05 01		
			2009 05 01		
			2009 05 01		

5.40 /
7.20 / 2012 338.28

			54		42.95	0.00	42.95
			72		5.40	0.00	5.40
			49		5.40	0.00	5.40
			68		7.20	0.00	7.20
			68		7.20	0.00	7.20
			55		7.20	0.00	7.20
			51		32.12	0.00	32.12
			49		27.13	0.00	27.13
			57		39.31	0.00	39.31
			59		39.31	0.00	39.31
			50		16.38	0.00	16.38
			46		39.31	0.00	39.31
			42		39.31	0.00	39.31
			45		30.06	0.00	30.06
	--	--	--	--	338.28	0.00	338.28

√ □

					/	/		/	
--	--	--	--	--	---	---	--	---	--

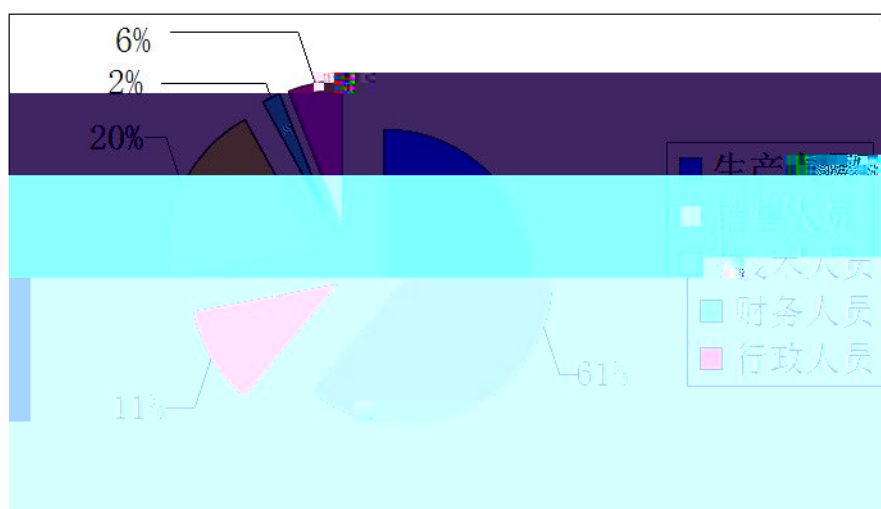
		82,600	82,600	9.51	10.56	0	0	0	0
		66,100	66,100	9.51	10.56	0	0	0	0
		66,100	66,100	9.51	10.56	0	0	0	0
		66,100	66,100	9.51	10.56	0	0	0	0
		66,100	66,100	9.51	10.56	0	0	0	0
		66,100	66,100	9.51	10.56	0	0	0	0
		66,100	66,100	9.51	10.56	0	0	0	0
		57,800	57,800	9.51	10.56	0	0	0	0
		57,800	57,800	9.51	10.56	0	0	0	0
		39,300	39,300	9.51	10.56	0	0	0	0
	--	634,100	634,100	--	--	0	0	--	0

2012 05 14

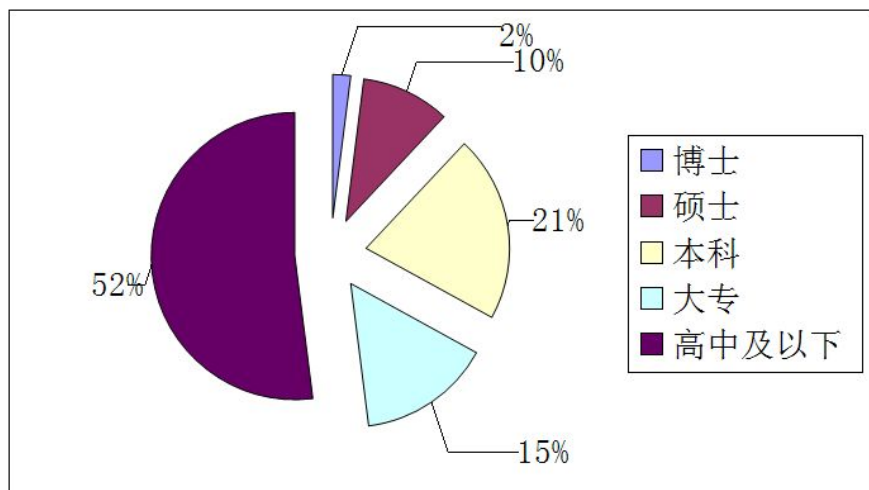
	61
	322
	629
	446
	1598

“ ”
 “ ” 5
 260
 “ ”

()



()



	0
	0

□ √

2007 12 1

2012 3 10

2011	2012 03 30	1 2011 2 2011 3		2012 03 31	2012-019 2011

		2011 4			
		2011 5			
		2011 6			
		2012 7			
		2012 8			
		2012 9			

2012	2012 09 03	1 2012-2014 2		2012 09 04	2012-033 2012

	9	7	2	0	0

	9	7	2	0	0	
	9	7	2	0	0	
						2

✓

✓

□ √

2011
2012

2011

2012

28

2012

2012 43

2012 12 31

	2013 03 09
	2012

√ □

2012 12 31	
	2013 03 09
	2012

□ √

√ □

[2009]34

2009

	2013 03 06
	SJ[2013]824

SJ[2013]824

2012 “ ” 2012 12 31

2 1

12 31 2012 2012

○

:	2012	12	31
		1,409,463,570.62	923,405,163.93
		-	-
		-	-
		-	-
		414,761,069.99	366,262,845.78
		688,970,925.84	669,957,171.07
		441,594,735.82	543,660,529.11
		-	-
		-	-
		-	-
		-	-
		-	-
		65,010,896.59	84,667,641.41
		-	-
		1,083,665,894.43	1,353,037,852.90
		-	-
		67,997.92	-
		4,103,535,091.21	3,940,991,204.20
		-	-
		-	-
		-	-
		-	-
		-	-
		90,397,540.41	131,160,972.71
		-	-
		2,265,433,852.85	2,152,789,168.52
		501,268,194.35	251,028,549.63
		-	-
		-	-
		-	-
		-	-
		-	-
		490,768,062.61	324,944,714.44
		81,339,675.56	58,431,524.18
		40,484,920.05	40,484,920.05
		12,009,427.71	8,916,756.65
		27,029,085.52	13,505,277.93
		-	-
		3,508,730,759.06	2,981,261,884.11
		7,612,265,850.27	6,922,253,088.31

	2012	12	31
:			
		123,000,000.00	168,000,000.00
		-	-
		-	-
		-	-
		-	-
		131,544,919.85	244,176,704.16
		833,476,091.93	838,660,391.61
		357,075,525.92	365,755,027.36
		-	-
		-	-
		40,358,022.77	65,528,849.12
		25,289,715.93	42,121,362.35
		14,809,791.82	10,010,065.98
		19,100,803.41	19,106,913.89
		44,092,625.10	62,453,324.76
		-	-
		-	-
		-	-
		-	-
		50,000,000.00	83,500,000.00
		1,638,747,496.73	1,899,312,639.23
		221,000,000.00	450,000,000.00
		988,211,281.04	590,170,446.55
		-	-
		85,240,543.87	64,270,942.60
		-	-
		-	-
		35,603,325.66	35,393,883.78
		1,330,055,150.57	1,139,835,272.93
		2,968,802,647.30	3,039,147,912.16
		862,796,348.00	858,885,048.00
		1,530,525,645.55	1,486,929,788.65
		-	-
		-	-
		345,400,047.72	299,733,416.05
		-	-
		579,518,944.40	653,226,796.29
		-	-
		3,318,240,985.67	3,298,775,048.99
		1,325,222,217.30	584,330,127.16
		4,643,463,202.97	3,883,105,176.15
		7,612,265,850.27	6,922,253,088.31

:	2012	12	31
		531,163,067.37	604,733,290.52
		-	-
		-	-
		-	-
		223,973,967.92	209,428,313.76
		345,909,317.21	342,495,086.18
		369,024,081.15	395,823,542.78
		-	-
		-	-
		-	-
		-	-
		26,100,000.00	-
		168,638,952.56	74,958,026.41
		-	-
		471,093,297.77	799,127,140.94
		-	-
		-	-
		2,135,902,683.98	2,426,565,400.59
		-	-
		-	-
		-	-
		-	-
		1,609,153,454.84	981,647,097.03
		-	-
		846,586,423.91	1,202,307,785.35
		487,756,984.45	214,628,514.47
		-	-
		-	-
		-	-
		-	-
		226,097,997.91	216,559,295.76
		55,411,013.20	38,014,866.52
		-	-
		4,070,027.57	171,444.99
		19,669,854.97	9,478,924.88
		-	-
		3,248,745,756.85	2,662,807,929.00
		5,384,648,440.83	5,089,373,329.59

	2012	12	31
:			
		-	100,000,000.00
		-	-
		-	-
		-	-
		-	-
		59,601,445.40	73,540,212.50
		592,571,832.78	577,720,913.65
		294,442,134.53	316,985,457.26
		-	-
		-	-
		31,685,243.98	52,213,665.33
		45,486,496.20	35,980,356.21
		13,852,054.82	8,389,765.88
		-	-
		70,516,978.61	40,529,060.57
		-	-
		-	-
		-	-
		-	-
		-	-
		-	-
		1,108,156,186.32	1,205,359,431.40
		-	-
		-	170,000,000.00
		988,211,281.04	590,170,446.55
		-	-
		63,366,873.41	62,507,855.05
		-	-
		-	-
		27,353,325.66	25,768,883.78
		1,078,931,480.11	848,447,185.38
		2,187,087,666.43	2,053,806,616.78
		-	-
		862,796,348.00	858,885,048.00
		1,518,005,318.82	1,484,720,153.82
		-	-
		-	-
		345,400,047.72	299,733,416.05
		-	-
		471,359,059.86	392,228,094.94
		-	-
		3,197,560,774.40	3,035,566,712.81
		-	-
		3,197,560,774.40	3,035,566,712.81
		5,384,648,440.83	5,089,373,329.59

		2012	
		3,818,705,044.44	4,530,698,533.80
		3,818,705,044.44	4,530,698,533.80
		-	-
		-	-
		-	-
		3,717,019,007.96	4,095,979,671.72
		3,204,915,546.75	3,726,517,099.38
		-	-
		-	-
		-	-
		-	-
		-	-
		-	-
		-	-
		20,931,271.94	14,935,603.57
		99,493,325.89	92,880,396.08
		253,548,411.63	203,676,407.27
		67,865,360.85	24,670,649.42
		70,265,090.90	33,299,516.00
	“_”	-	-
	“_”	-6,460,774.25	-381,201.65
		-8,751,463.10	-447,201.65
	“_”	-	-
		95,225,262.23	434,337,660.43
		35,814,353.26	5,572,200.85
		241,200.58	940,639.02
		220,746.36	567,357.74
		130,798,414.91	438,969,222.26
		35,580,496.19	64,725,216.36
		95,217,918.72	374,244,005.90
		75,494,341.52	314,539,645.45
		19,723,577.20	59,704,360.45
()		0.0876	0.3671
()		0.0876	0.3654
		95,217,918.72	374,244,005.90
		75,494,341.52	314,539,645.45
		19,723,577.20	59,704,360.45

:

2012

	4,314,617,728.89	4,876,874,149.70
	-	
	-	
	-	
	-	
	-	
	-	
	-	
	-	
	-	
	-	
	14,939,435.98	21,640,481.68
	99,188,652.50	46,218,907.30
	4,428,745,817.37	4,944,733,538.68
	2,967,239,560.53	4,095,146,214.62
	-	
	-	
	-	
	-	
	514,588,785.13	415,959,202.77
	221,715,838.43	164,409,937.74
	140,691,271.47	131,699,524.52
	3,844,235,455.56	4,807,214,879.65
	584,510,361.81	137,518,659.03
	-	
	2,290,688.85	66,000.00
	3,129,335.47	3,249,002.39
	2,059,897.11	
	5,587,706.18	
	13,067,627.61	3,315,002.39
	644,816,270.06	470,974,763.17
	20,000,000.00	
	-	
	-	63,617,139.03
	710,212.00	
	665,526,482.06	534,591,902.20
	-652,458,854.45	-531,276,899.81
	729,856,019.63	40,746,464.00
	692,659,554.63	2,599,000.00
	118,000,000.00	633,546,592.53
	400,000,000.00	600,000,000.00
	14,600,000.00	22,539,600.00
	1,262,456,019.63	1,296,832,656.53
	469,906,804.29	621,154,229.17
	229,060,806.24	173,598,264.81
	36,597,929.82	18,179,500.01
	4,888,185.87	10,172,285.70
	703,855,796.40	804,924,779.68
	558,600,223.23	491,907,876.85
	-4,593,323.90	-2,234,168.59
	486,058,406.69	95,915,467.48
	923,405,163.93	827,489,696.45
	1,409,463,570.62	923,405,163.93

2012

2012										
	854,873,748.00	1,452,084,204.26	-	-	248,733,357.01	-	492,272,059.62	-	468,229,331.10	3,516,192,699.99
	-	-	-	-	-	-	-	-	-	-
	-	-	-	-	-	-	-	-	-	-
	854,873,748.00	1,452,084,204.26	-	-	248,733,357.01	-	492,272,059.62	-	468,229,331.10	3,516,192,699.99
“-”	4,011,300.00	34,845,584.39	-	-	51,000,059.04	-	160,954,736.67	-	116,100,796.06	366,912,476.16
	-	-	-	-	-	-	314,539,645.45	-	59,704,360.45	374,244,005.90
	-	-	-	-	-	-	-	-	-	-
	-	-	-	-	-	-	314,539,645.45	-	59,704,360.45	374,244,005.90
	4,011,300.00	34,845,584.39	-	-	-	-	-	-	74,575,935.62	113,432,820.01
1.	4,011,300.00	34,136,164.00	-	-	-	-	-	-	69,767,168.97	107,914,632.97
2.	-	-	-	-	-	-	-	-	-	-
3.	-	709,420.39	-	-	-	-	-	-	4,808,766.65	5,518,187.04
	-	-	-	-	51,000,059.04	-	-153,584,908.78	-	-18,179,500.01	-120,764,349.75
1.	-	-	-	-	51,000,059.04	-	-51,000,059.04	-	-	-
2.	-	-	-	-	-	-	-	-	-	-
3.	-	-	-	-	-	-	-102,584,849.74	-	-18,179,500.01	-120,764,349.75
4.	-	-	-	-	-	-	-	-	-	-
	-	-	-	-	-	-	-	-	-	-
1.	-	-	-	-	-	-	-	-	-	-
2.	-	-	-	-	-	-	-	-	-	-
3.	-	-	-	-	-	-	-	-	-	-
4.	-	-	-	-	-	-	-	-	-	-
()										
1.										
2.										
	858,885,048.00	1,486,929,788.65	-	-	299,733,416.05	-	653,226,796.29	-	584,330,127.16	3,883,105,176.15

2012

	858,885,048.00	1,484,720,153.82	-	-	299,733,416.05	-	392,228,094.94	-	3,035,566,712.81
	-	-	-	-	-	-	-	-	-
	-	-	-	-	-	-	-	-	-
	858,885,048.00	1,484,720,153.82	-	-	299,733,416.05	-	392,228,094.94	-	3,035,566,712.81
“ ”	3,911,300.00	33,285,165.00	-	-	45,666,631.67	-	79,130,964.92	-	161,994,061.59
	-	-	-	-	-	-	228,333,158.33	-	228,333,158.33
	-	-	-	-	-	-	-	-	-
	-	-	-	-	-	-	228,333,158.33	-	228,333,158.33
	3,911,300.00	33,285,165.00	-	-	-	-	-	-	37,196,465.00
1.	3,911,300.00	33,285,165.00	-	-	-	-	-	-	37,196,465.00
2.	-	-	-	-	-	-	-	-	-
3.	-	-	-	-	-	-	-	-	-
	-	-	-	-	45,666,631.67	-	-149,202,193.41	-	-103,535,561.74
1.	-	-	-	-	45,666,631.67	-	-45,666,631.67	-	-
2.	-	-	-	-	-	-	-	-	-
3.	-	-	-	-	-	-	-103,535,561.74	-	-103,535,561.74
4.	-	-	-	-	-	-	-	-	-
	-	-	-	-	-	-	-	-	-
1.	-	-	-	-	-	-	-	-	-
2.	-	-	-	-	-	-	-	-	-
3.	-	-	-	-	-	-	-	-	-
4.	-	-	-	-	-	-	-	-	-
()									
1.									
2.									
	862,796,348.00	1,518,005,318.82			345,400,047.72	-	471,359,059.86	-	3,197,560,774.40

2012

	854,873,748.00	1,449,874,289.82	-	-	248,733,357.01	-	290,812,708.57	-	2,844,294,103.40
	-	-	-	-	-	-	-	-	-
	-	-	-	-	-	-	-	-	-
	854,873,748.00	1,449,874,289.82	-	-	248,733,357.01	-	290,812,708.57	-	2,844,294,103.40
“ ”	4,011,300.00	34,845,864.00	-	-	51,000,059.04	-	101,415,386.37	-	191,272,609.41
	-	-	-	-	-	-	255,000,295.15	-	255,000,295.15
	-	-	-	-	-	-	-	-	-
	-	-	-	-	-	-	255,000,295.15	-	255,000,295.15
	4,011,300.00	34,845,864.00	-	-	-	-	-	-	38,857,164.00
1.	4,011,300.00	34,136,164.00	-	-	-	-	-	-	38,147,464.00
2.	-	-	-	-	-	-	-	-	-
3.	-	709,700.00	-	-	-	-	-	-	709,700.00
	-	-	-	-	51,000,059.04	-	-153,584,908.78	-	-102,584,849.74
1.	-	-	-	-	51,000,059.04	-	-51,000,059.04	-	-
2.	-	-	-	-	-	-	-	-	-
3.	-	-	-	-	-	-	-102,584,849.74	-	-102,584,849.74
4.	-	-	-	-	-	-	-	-	-
	-	-	-	-	-	-	-	-	-
1.	-	-	-	-	-	-	-	-	-
2.	-	-	-	-	-	-	-	-	-
3.	-	-	-	-	-	-	-	-	-
4.	-	-	-	-	-	-	-	-	-
()									
1.									
2.									
	858,885,048.00	1,484,720,153.82	-	-	299,733,416.05	-	392,228,094.94	-	3,035,566,712.81

2006 2 15

2006 2 15

1 1 12 31

”

“

(1)

(2)

(1)

(2)

(3)

2)

1)
14 —

13 —

(1)

(2)

(1)

(2)

(1)

(2)

(1)

(2)

--	--

√ □

	(%)	(%)
1 1	5%	5%
1 2	8%	8%
2 3	15%	15%
3 4	25%	25%
4 5	50%	50%
5	100%	100%

□ √

□ √

(1)

(2)

(3)

15-40	5%	2.38-6.33
10-14	5%	6.79-9.50
10-16	5%	5.94-9.50
12-20	5%	4.75-7.92
8-10	5%	9.50-11.88
5-8	5%	11.88-19.00
8-12	5%	7.92-11.88
18	5%	5.28
10-12	5%	7.92-9.50
10	5%	9.50

(1) 1) 2) 3)

(2) 3

(3)

	2-15	
	2-15	
ERP	2-15	
	40	

“

”

1-2

(2)

(1)

(3)

(4)

(5)

(1)

(2)

(1)

(2)

(3)

(2)

(4)

(1)

(5)

(3)

1.

2.

3.

4.

(1)

(2)

√ □

√ □

	1,063,121,455.16	1,148,820,952.72
	1,089,045,415.50	926,751,467.71
	97,858,922.14	152,852,387.81
	37,485,958.62	13,113,801.51
	45,730,787.51	42,339,888.73
	113,175,393.10	82,706,575.23
	308,025,987.96	243,773,120.89
	46,612,412.37	51,263,154.72
	327,190,319.32	304,390,483.19
	44,398,878.84	206,633,698.01
	3,172,645,530.52	3,172,645,530.52

2,044,097.15

			2,044,097.15

		17%

		5%
		7%
		15% 25%
		3%
		2%

15%

15.00%
15.00%
25.00%
15.00%
15.00%
25.00%
15.00%
25.00%
15.00%
25.00%
25.00%

1. 2011 10 11 “ ” GF201111001027 15% ,
2. 2011 9 14 “ ” GF201111000070 15%
3. 2011 10 11 “ ” GF201111001046 15%
4. 2010 07 05 “ ” GR201013000041 15% ,
12.5%
5. 2011 10 8 “ ” GF201112000140 15%
6. 2009 11 25 “ ” GR200831000476 15%
2012 2012 009

			(%)	(%)	
--	--	--	-----	-----	--

20,000,000	20,000,000.00	60%	60%	8,356,063.99
------------	---------------	-----	-----	--------------

291,278,447	291,278,447.00	95%	95%	17,962,267.23
-------------	----------------	-----	-----	---------------

17,800,000	17,800,000.00	60%	60%	10,430,981.47
------------	---------------	-----	-----	---------------



				1,000,000,000		917,429,000.00		51%	51%		532,671,974.47		
				5,000,000		3,250,000.00		65%	65%		1,814,666.58		

								(%)	(%)				
				291,530,000		291,530,000.00		51.45%	51.45%		647,949,625.69		
				44,873,822.87		44,873,822.87		60%	60%		29,692,341.65		

				85,000,000.00		85,000,000.00		50.59%	50.59%		74,192,427.96		
--	--	--	--	---------------	--	---------------	--	--------	--------	--	---------------	--	--

1.

51%

2.

65%

3.

-

[

]

51%

4.

80%

“

”

√

□

3

1.

51%

2.

65%

3.

-

[

]

51%

1

80%

	1,069,421,103.90	2,000,119.21
	5,184,761.67	184,761.67
	148,925,761.34	-7,418,307.44

	2,449,838.94	-171,628.97

	-7,448,375.08	

:	--	--	1,658,359.52	--	--	1,118,797.27
	--	--	1,646,870.52	--	--	1,087,354.69
	519.94	8.3176	4,324.64	2,365.00	8.1625	19,304.31
	25,000.00	0.0730	1,826.23	135,000.00	0.0811	10,948.50
	10,000.00	0.1139	1,139.00	10,000.00	0.1189	1,189.77
	--	--	1,354,405,671.74	--	--	843,727,376.15
	--	--	1,327,278,195.19	--	--	837,640,790.33
	3,515,506.85	6.2855	22,096,718.33	951,690.43	6.3009	5,996,479.82
	604,832.94	8.3176	5,030,758.23	11,039.02	8.1625	90,106.00
	--	--	53,399,539.36	--	--	78,558,990.51
	--	--	51,497,138.50	--	--	76,651,928.61
	302,665.00	6.2855	1,902,400.86	302,665.00	6.3009	1,907,061.90
	--	--	1,409,463,570.62	--	--	923,405,163.93

52.64%
531,691,916.06

159,217,638.57

	411,985,069.99	343,575,670.22
	2,776,000.00	22,687,175.56
	414,761,069.99	366,262,845.78

--	--	--	--	--

	2012 12 04	2013 04 22	18,070,000.00	
	2012 11 26	2013 05 26	8,800,000.00	
	2012 10 22	2013 04 22	8,700,000.00	
	2012 09 26	2013 03 26	5,000,000.00	
	2012 09 24	2013 03 24	5,000,000.00	
	2012 12 20	2013 06 20	4,560,000.00	
	2012 10 22	2013 04 22	3,000,000.00	
	2012 07 31	2013 01 31	4,000,000.00	
	2012 07 16	2013 01 16	3,000,000.00	

	2012 10 25	2013 04 25	3,000,000.00	
	--	--	64,130,000.00	--

48,498,224.21 13.24% 243,054,573.95 ,

	(%)	(%)	(%)	(%)
21,486,266.67	2.78%	20,205,805.03	94.04%	16,752,266.67

1						
	--	--	--	--	--	--
1	642,599,292.46	85.59%	32,129,964.63	639,495,372.07	87.94%	31,983,562.01
1 2	53,292,569.23	7.1%	4,263,405.54	47,365,229.41	6.51%	3,789,218.34
2 3	23,161,527.05	3.09%	3,474,229.06	7,907,773.16	1.09%	1,186,165.98
3	31,691,184.40	4.22%	23,186,509.71	32,423,054.57	4.46%	22,075,311.81
3 4	6,488,909.85	0.86%	1,622,227.46	11,724,316.67	1.61%	2,931,079.19
4 5	7,275,984.61	0.97%	3,637,992.31	3,109,010.58	0.43%	1,554,505.30
5	17,926,289.94	2.39%	17,926,289.94	17,589,727.32	2.42%	17,589,727.32
	750,744,573.14	--	63,054,108.94	727,191,429.21	--	59,034,258.14

√

√

√

	26,880.00	6,720.00	12,294.49	1,844.17
	26,880.00	6,720.00	12,294.49	1,844.17

				(%)
		15,695,730.32	1	2.03%
		11,868,819.02	1	1.55%
		19,954,730.47	1	2.58%
		13,428,738.00	1	1.74%
		13,548,840.19	1	1.75%

	--	74,496,858.00	--	9.65%

		(%)		(%)		(%)		(%)
	4,902,719.90	5.8%	1,262,886.23	25.76%	1,262,886.23	1.24%	1,262,886.23	100%
	79,607,829.36	94.2%	18,236,766.44	22.91%	100,476,226.13	98.76%	15,808,584.72	15.73%
	79,607,829.36	94.2%	18,236,766.44	22.91%	100,476,226.13	98.76%	15,808,584.72	15.73%
	84,510,549.26	--	19,499,652.67	--	101,739,112.36	--	17,071,470.95	--

√ □

			%	
	4,902,719.90	1,262,886.23	25.76%	
	4,902,719.90	1,262,886.23	--	--

√ □

		(%)		(%)		(%)
1						
1	29,580,624.73	37.16%	1,479,031.24	47,178,049.54	46.96%	2,221,918.72

1	2	12,290,646.70	15.44%	983,251.74	1,409,784.40	1.4%	112,782.75
2	3	561,146.46	0.7%	84,171.97	20,873,528.30	20.77%	3,131,029.24
3		37,175,411.47	46.7%	15,690,311.50	31,014,863.89	30.87%	10,342,854.01
3	4	18,678,946.08	23.46%	4,669,736.52	27,470,179.33	27.34%	6,867,544.83
4	5	14,951,780.83	18.78%	7,475,890.42	138,750.76	0.14%	69,375.38
5		3,544,684.56	4.45%	3,544,684.56	3,405,933.80	3.39%	3,405,933.80

		%		%
1	251,892,710.79	57.04%	345,647,968.09	63.59%
1 2	47,072,935.10	10.66%	171,381,410.52	31.52%
2 3	131,377,911.69	29.75%	10,186,445.02	1.87%
3	11,251,178.24	2.55%	16,444,705.48	3.02%
	441,594,735.82	--	543,660,529.11	--

		154,289,643.45	1	1-2	
		23,000,000.00	1		
		12,669,449.74	1		
		12,000,000.00	1-2		
		11,348,185.00	1		
	--	213,307,278.19	--		--

	4,164,060.30		2,388,860.30
	4,164,060.30		2,388,860.30

102,065,793.29

18.77%

	209,778,560.69	5,614,252.08	204,164,308.61	306,392,040.51	5,250,661.77	301,141,378.74
	311,278,437.28	1,895,908.81	309,382,528.47	412,878,317.13	3,821,455.57	409,056,861.56
	563,912,903.23	19,722,606.23	544,190,297.00	612,744,963.47	13,534,645.73	599,210,317.74
	1,676,166.09		1,676,166.09	2,542,055.74		2,542,055.74
	2,883,876.86		2,883,876.86	2,132,768.69		2,132,768.69
	21,368,717.40		21,368,717.40	38,954,470.43		38,954,470.43
	1,110,898,661.55	27,232,767.12	1,083,665,894.43	1,375,644,615.97	22,606,763.07	1,353,037,852.90

	5,250,661.77	363,590.31			5,614,252.08
	3,821,455.57			1,925,546.76	1,895,908.81
	13,534,645.73	6,187,960.50			19,722,606.23
	22,606,763.07	6,551,550.81		1,925,546.76	27,232,767.12

				%
	1	-		
	1	-		

264,745,954.42 19.25%

(%)	(%)		

20%

20%

		8,937,799 .45	8,937,799 .45		8,937,799 .45	10.11%	10.11%				
		14,680,00 0.00	19,375,65 0.21	1,423,571 .01	20,799,22 1.22	20%	20%				
		30,000,00 0.00	21,876,87 8.66	-7,551,06 4.31	14,325,81 4.35	30%	30%				
		20,000,00 0.00	26,810,72 4.47	-2,623,96 9.80	24,186,75 4.67	40%	40%				
		897,000.0 0	897,000.0 0		897,000.0 0	17%	17%				
	--	147,777,7 19.37	131,160,9 72.71	11,248,53 6.90	142,409,5 09.61	--	--	--	52,011,96 9.20	52,011,96 9.20	

7

2000

1

	2,848,812,328.29		332,147,901.18	8,314,698.95
	1,039,211,641.70		23,909,813.46	1,063,121,455.16
	793,836,477.70		298,341,638.78	3,132,700.98
				1,089,045,415.50

	42,337,534.39		5,698,556.62	2,305,303.50	45,730,787.51
	144,875,340.66		-46,848,549.02	167,869.50	97,858,922.14
	12,989,570.78		24,496,387.84	167,869.50	37,485,958.62
	82,295,549.58		30,949,616.10	69,772.58	113,175,393.10
	212,543,673.57		95,482,314.39		308,025,987.96
	36,343,565.12		10,295,003.53	26,156.28	46,612,412.37
	282,140,384.53		45,529,890.37	479,955.58	327,190,319.32
	202,238,590.26		-155,706,770.89	2,132,940.53	44,398,878.84
--					
	689,164,625.21	34,275,319.86	182,017,928.49	5,104,730.45	900,353,143.11
	108,473,956.17	6,351,706.90	28,018,090.50		142,843,753.57
	270,637,539.49	22,827,292.11	80,328,067.24	2,699,136.77	371,093,762.07
	22,827,722.48	25,344.80	1,455,895.65	1,561,185.55	22,747,777.38
	25,309,079.76		-3,496,733.42	42,983.24	21,769,363.10
	3,766,510.53		7,827,749.81	42,983.24	11,594,260.34
	50,804,849.25	25,344.80	9,027,709.50	62,482.84	59,770,075.91
	77,309,805.33		44,184,204.85	62,482.84	121,494,010.18
	10,534,540.28	5,070,976.05	4,266,722.20	23,798.74	19,848,439.79
	76,630,978.53		27,487,202.01	392,687.52	103,725,493.02
	42,869,643.39		-17,080,979.85	322,455.79	25,466,207.75
--			--		
	2,159,647,703.08		--		2,272,292,387.41
	930,737,685.53		--		920,277,701.59
	523,198,938.21		--		717,951,653.43
	19,509,811.91		--		22,983,010.13
	119,566,260.90		--		76,089,559.04
	9,223,060.25		--		25,891,698.28
	31,490,700.33		--		53,405,317.19
	135,233,868.24		--		186,531,977.78
	25,809,024.84		--		26,763,972.58
	205,509,406.00		--		223,464,826.30
	159,368,946.87		--		18,932,671.09
	6,858,534.56		--		6,858,534.56
	1.00		--		
	3,228,890.10		--		3,228,890.10

	1.00	--	
	27,922.62	--	27,922.62
	59,630.29	--	59,630.29
	211,341.80	--	211,341.80
	2,469,423.56	--	2,469,423.56
	304,751.25	--	304,751.25
	458,555.72	--	458,555.72
	98,019.22	--	98,019.22
	2,152,789,168.52	--	2,265,433,852.85
	2,152,789,168.52	--	2,152,789,168.52
	930,737,685.53	--	930,737,685.53
	519,970,048.11	--	519,970,048.11
	119,538,338.28	--	119,538,338.28
	9,163,429.96	--	9,163,429.96
	31,279,358.53	--	31,279,358.53
	132,764,444.68	--	132,764,444.68
	25,504,273.59	--	25,504,273.59
	205,050,850.28	--	205,050,850.28
	159,270,927.65	--	159,270,927.65

182,017,928.49

147,090,621.75

	9,268,500.00	6,039,609.90	3,228,890.10	
	32,940.00	5,017.38	27,922.62	
	66,982.13	7,351.84	59,630.29	
	1,697,600.00	1,486,258.20	211,341.80	
	6,612,480.00	4,143,056.44	2,469,423.56	
	319,890.00	15,138.75	304,751.25	
	99,890.00	1,870.78	98,019.22	
	1,102,190.00	643,634.28	458,555.72	
	19,200,472.13	12,341,937.57	6,858,534.56	

		2013
		2013
		2013

1. 323,833,202.23 11.37%
147,090,621.75
138,356,126.15
- 2.

	5,184,314.51		5,184,314.51	323,749.78	323,749.78
				12,650,500.00	12,650,500.00
(78,858,451.20		78,858,451.20	72,109,528.24	72,109,528.24
	23,951,392.19		23,951,392.19	22,040,728.42	22,040,728.42
24#	33,952,848.41		33,952,848.41	25,760,512.36	25,760,512.36
	68,651,602.41		68,651,602.41	7,161,160.84	7,161,160.84
	80,074,695.41		80,074,695.41	27,055,224.66	27,055,224.66
LED	137,877,485.15		137,877,485.15	78,212,092.16	78,212,092.16
	51,697,732.30		51,697,732.30	5,715,053.17	5,715,053.17
	21,019,672.77		21,019,672.77		
	501,268,194.35		501,268,194.35	251,028,549.63	251,028,549.63

						(%)				(%)	
	646,069, 700.00	323,749. 78	31,135,8 35.60	26,275,2 70.87		97.51%	97.51%	11,474,0 02.00			5,184,31 4.51
	121,238, 000.00	12,650,5 00.00	9,586,09 1.54	22,236,5 91.54		119.52%	100.00%	4,924,48 9.89			
	66,447,0 00.00	72,109,5 28.24	6,748,92 2.96			118.68%	98.00%	3,868,90 8.87	3,868,90 8.87	6.67%	78,858,4 51.20
	202,600, 000.00		68,651,6 02.41			33.89%	33.89%	556,715. 61	556,715. 61	6.67%	68,651,6 02.41
	215,871, 000.00	27,055,2 24.66	53,019,4 70.75			37.09%	37.09%	1,371,91 3.40	1,371,91 3.40	6.67%	80,074,6 95.41
LED	352,248, 000.00	78,212,0 92.16	59,665,3 92.99			39.14%	39.14%	4,625,14 3.78	4,625,14 3.78	6.67%	137,877, 485.15
	102,926, 000.00	5,715,05 3.17	45,982,6 79.13			50.23%	50.23%	780,872. 75	780,872. 75	6.67%	51,697,7 32.30
	1,707,39 9,700.00	196,066, 148.01	274,789, 995.38	48,511,8 62.41		--	--	27,602,0 46.30	11,203,5 54.41	--	422,344, 280.98

250,239,644.72

LED

59,665,392.99

61,490,441.57

53,019,470.75

45,982,679.13

	375,723,327.04	191,457,716.41	567,181,043.45
1	25,540,567.80		25,540,567.80
2 MIM	10,942,807.04		10,942,807.04
3	89,364,511.17	35,440,697.61	124,805,208.78

2	MIM			
3				
4				
5				
6				
7				
8	ERP			
		324,944,714.44	165,823,348.17	490,768,062.61
1		12,656,527.10		10,370,702.42
2	MIM	7,515,427.58		6,991,165.10
3		81,486,481.14		106,794,480.64
4		4,621,397.32		4,146,439.93
5		23,610,315.93		160,359,895.88
6				
7		194,647,254.35		200,969,804.68
8	ERP	407,311.02		1,135,573.95

25,634,368.24

		35,806,653.31	35,806,653.31		
	58,431,524.18	216,627,408.73	14,496,405.56	179,222,851.79	81,339,675.56
	58,431,524.18	252,434,062.04	50,303,058.87	179,222,851.79	81,339,675.56

85.82%

58.88%

100

15,019.83

25,881.50

()	1,148,059.45			1,148,059.45	
	800,508.80			800,508.80	
	38,536,351.80			38,536,351.80	
	40,484,920.05			40,484,920.05	

2012 12 31

a.

b.

()

	6,104,047.64	357,026.00	512,818.20		5,948,255.44	
	2,410,210.01	4,271,859.63	955,368.37		5,726,701.27	
	402,499.00		68,028.00		334,471.00	
	8,916,756.65	4,628,885.63	1,536,214.57		12,009,427.71	--

3,092,671.06 34.68%

	24,951,277.31	12,814,465.15
	2,077,808.21	690,812.78
	27,029,085.52	13,505,277.93

	4,693,610.42	5,913,396.06
	3,356,525.70	1,413,040.33
	143,660.55	810,697.12
	8,193,796.67	8,137,133.51

2013			
2014			
2015	3,018,461.86	3,018,461.86	
2016	2,633,699.46	2,633,699.46	
2017	7,773,941.49		
	13,426,102.81	5,652,161.32	--

	91,057,995.76	11,701,570.89		102,759,566.65
	22,606,763.07	6,551,550.81	1,925,546.76	27,232,767.12
		52,011,969.20		52,011,969.20

	6,858,534.56				6,858,534.56
	120,523,293.39	70,265,090.90		1,925,546.76	188,862,837.53

		5,000,000.00	15,000,000.00
			13,000,000.00
		118,000,000.00	140,000,000.00
		123,000,000.00	168,000,000.00

1. - 7800
6.6255% 2000 6.6225% 2013
7 5
- 1000
6.31% 2013 6 20 1000 6% 2013
9 21
- 220
8.2030% 2013 6 13 280
8.2030% 2013 6 24
- 2.

	131,544,919.85	244,176,704.16
	131,544,919.85	244,176,704.16

131,544,919.85

112,631,784.31 46.13%



	5,647,824.04	28,224.04
	5,647,824.04	28,224.04

1 54,637,904.01

		188,575.80
		188,575.80

1 100,004,820.64

	48,575,656.71	326,987,825.43	355,063,165.92	20,500,316.22
		29,102,461.09	28,763,187.31	339,273.78
	3,183,464.45	98,397,549.53	100,223,009.14	1,358,004.84
1	357,488.79	28,992,525.26	29,177,739.51	172,274.54
2	2,148,719.47	60,848,597.50	62,711,170.94	286,146.03
3	60,637.19	896,317.28	258,327.04	698,627.43
4	398,365.46	3,570,359.45	3,784,162.89	184,562.02
5	174,470.13	2,610,624.39	2,791,257.49	-6,162.97

6	43,783.41	1,479,125.65	1,500,351.27	22,557.79
	647,041.19	23,498,870.24	23,430,086.53	715,824.90
		208,250.14	208,250.14	
	13,122,686.77	11,223,002.35	6,901,086.09	17,444,603.03
1	6,554,191.90	3,168,764.28	4,430,586.43	5,292,369.75
2	6,539,163.57	7,772,135.83	2,159,066.12	
	29,331.30		311,433.54	

	957,737.00	973,524.45
	13,852,054.82	4,208,219.20
		4,828,322.33
	14,809,791.82	10,010,065.98

47.95%

		18,105,528.38	
	1,434,583.41	1,001,385.51	
	9,118,500.00		
	1,669,500.00		
	1,710,420.00		
	870,000.00		
	1,392,000.00		
	522,000.00		
	289,182.08		
	1,740,000.00		
	354,617.92		
	19,100,803.41	19,106,913.89	--

-

	44,092,625.10	62,453,324.76
	44,092,625.10	62,453,324.76

	233,334.08	
	233,334.08	

1 821,667.75

2010	528,834.53
	480,958.48
	184,685.67

1	50,000,000.00	83,500,000.00
	50,000,000.00	83,500,000.00

	50,000,000.00	83,500,000.00
	50,000,000.00	83,500,000.00

0.00

					%			
	2011 01	2013 11			6.15%		10,000,000.0	

	31	26				0		
	2010 04 30	2013 04 30		5.4%		22,000,000.0 0		
	2011 01 04	2013 12 29		6.15%		18,000,000.0 0		
	2009 10 29	2012 10 29		6.65%				50,000,000.0 0
	2011 07 08	2012 07 30		6.98%				3,000,000.00
	2011 11 07	2012 10 31		6.98%				500,000.00
	2009 06 02	2012 06 02		5.4%				30,000,000.0 0
	--	--	--	--	--	50,000,000.0 0	--	80,000,000.0 0

			(%)			

0.00

	221,000,000.00	450,000,000.00
	221,000,000.00	450,000,000.00

				%		

	2009 10 14	2014 10 13		6.22%		150,000,000. 00		150,000,000. 00
	2011 07 08	2014 07 07		6.72%		27,000,000.0 0		30,000,000.0 0
	2011 09 06	2014 07 07		6.72%		17,000,000.0 0		20,000,000.0 0
	2011 11 07	2014 11 06		6.72%		18,000,000.0 0		20,000,000.0 0
	2011 12 27	2014 12 26		6.72%		9,000,000.00		10,000,000.0 0
	--	--	--	--	--	221,000,000. 00	--	230,000,000. 00

1

5.85%

2

5.85%

229,000,000.00
59,000,000.00

170,000,000.00

	600,000,000. .00	2011 11 22	5	600,000,000. .00	4,208,219.1 8	38,400,000. 00	38,400,000. 00	4,208,219.1 8	592,197,122 .14
	400,000,000. .00	2012 07 25	5	400,000,000. .00		9,643,835.6 2		9,643,835.6 2	396,014,158 .90

2011 6 29

2011 7 19

2011

10 10

2011 11 24

6 2012 7 25

5

4

2012 7 25 2017 7 25

5.5%

[2012]T27

	61,270,942.60	62,954,911.52	41,985,310.25	82,240,543.87	
	3,000,000.00			3,000,000.00	
	64,270,942.60	62,954,911.52	41,985,310.25	85,240,543.87	--

32.63%

)-	12,953,325.66	13,968,883.78
-	10,000,000.00	10,000,000.00
	8,250,000.00	9,625,000.00
	2,600,000.00	
-	1,800,000.00	1,800,000.00
	35,603,325.66	35,393,883.78

	858,885,048.00				3,911,300.00	3,911,300.00	862,796,348.00

3

2012 3 6

93

391.13

9.51

3,719.65

391.13

33,285,165.00

2012 3 15

QJ[2012]1020

--	--	--	--	--

	1,481,197,069.65	33,285,165.00		1,514,482,234.65
	5,732,719.00	10,310,691.91		16,043,410.91
	1,486,929,788.65	43,595,856.91		1,530,525,645.56

	177,533,023.47	22,833,315.84		200,366,339.31
	122,200,392.58	22,833,315.83		145,033,708.41
	299,733,416.05	45,666,631.67		345,400,047.72

	653,226,796.29	--
	653,226,796.29	--
	75,494,341.52	--
	22,833,315.83	
	22,833,315.83	
	103,535,561.74	
	579,518,944.39	--

- 1) 0.00
- 2) 0.00
- 3) 0.00
- 4) 0.00
- 5) 0.00

	3,739,382,479.07	4,405,330,642.84
	79,322,565.37	125,367,890.96
	3,204,915,546.75	3,726,517,099.38

	3,739,382,479.07	3,141,472,576.41	4,405,330,642.84	3,614,644,370.24
	3,739,382,479.07	3,141,472,576.41	4,405,330,642.84	3,614,644,370.24

	506,897,703.97	460,405,024.27	472,023,270.91	371,852,322.05
	2,073,009,987.02	1,691,103,470.80	2,358,938,683.32	1,945,391,167.05
	1,159,474,788.08	989,964,081.34	1,574,368,688.61	1,297,400,881.14
	3,739,382,479.07	3,141,472,576.41	4,405,330,642.84	3,614,644,370.24

	2,700,613,934.60	2,253,486,737.00	3,451,447,263.84	2,821,278,827.24
	1,038,768,544.47	887,985,839.41	953,883,379.00	793,365,543.00
	3,739,382,479.07	3,141,472,576.41	4,405,330,642.84	3,614,644,370.24

	110,890.21	734,073.84
	13,493,108.39	15,616,269.21
	99,493,325.89	92,880,396.08

	93,683,881.60	73,128,257.61
	1,904,809.36	1,674,466.97
	2,284,210.22	2,381,271.91
	1,544,174.18	1,294,970.49
	11,717,845.28	8,692,682.52
	2,252,503.91	2,384,408.64
	1,046,757.52	571,814.97
	3,199,062.13	2,000,031.50
	510,609.06	530,946.60
	4,079,818.75	4,934,693.02
	9,263,697.16	10,774,713.39
	4,993,737.15	4,171,754.53
	1,696,968.01	1,121,797.75
	11,148,708.61	6,471,792.44
	50,303,058.87	46,361,717.84
	78,453.60	148,244.50
	712,878.27	374,148.13
	25,634,368.24	15,145,591.07
	21,858,798.79	19,933,566.73
	5,634,070.92	1,579,536.66
	253,548,411.63	203,676,407.27

	70,169,844.64	23,649,460.01
	4,593,323.90	5,497,095.05

	983,286.30	2,046,997.37
	488,185.87	192,685.70
	-8,369,279.86	-6,715,588.71
	67,865,360.85	24,670,649.42

		66,000.00
	-8,751,463.10	-447,201.65
	2,290,688.85	
	-6,460,774.25	-381,201.65

		66,000.00	
		66,000.00	--

	1,423,571.01	2,100,215.74	
	-7,551,064.31	-6,795,755.99	
	-2,623,969.80	4,248,338.59	
	-8,751,463.10	-447,201.66	--

	11,701,570.89	25,420,146.28

		1,015,558.11	
	110,000.00		
	17,240.00		
	28,500.00		
	30,000.00		
--	28,910.00		
	287,371.00		
	441,000.00		
	27,864,461.12	4,827,058.11	--

7,448,375.08

23,037,403.01

22,732,982.00

	220,746.36	567,357.74	
	220,746.36	567,357.74	
		177,400.00	
	20,454.22	195,881.28	
	241,200.58	940,639.02	

	49,104,303.79	69,084,560.41
	-13,523,807.59	-4,359,344.05
	35,580,496.20	64,725,216.36

(1) EPS

1	75,494,341.52
2	-7,293,185.62
3=1-2	82,787,527.14
4	858,885,048.00
5	
6	3,911,300.00
7	8
8	
9	
10	
11	12
12=4+5+6×7/11	861,492,581.33
-8×9/11-10	
13=1/12	0.0876
14=3/12	0.0961

(2)

1	75,494,341.52
2	-7,293,185.62
3=1-2	82,787,527.14
4	858,885,048.00
5	
6	
7	3,911,300.00
8	8
9	
10	
11	
12	12
13=4+5+6+7×8/12-9×10/12-	861,492,581.33
11	
14=1/13	0.0876
15=3/13	0.0961

	8,369,279.86
	27,864,461.12
	62,954,911.52
	99,188,652.50

	139,707,985.17
	983,286.30
	140,691,271.47

	710,212.00
	710,212.00

--	--

	14,600,000.00
	14,600,000.00

	4,400,000.00
	488,185.87
	4,888,185.87

1	--	--
	95,217,918.71	374,244,005.90
	70,265,090.90	33,299,516.00
	182,017,928.49	127,366,289.10
	25,137,178.00	15,145,491.07
	1,536,214.57	1,431,304.02
“ ”	80,633.03	63,526.11
“ ”	74,763,168.54	26,085,504.90
“ ”	6,460,774.25	381,201.65
“ ”	-13,523,807.59	-4,359,344.05
“ ”	266,814,442.65	-430,740,747.83
“ ”	68,754,640.50	-415,447,425.98
“ ”	-185,565,445.15	406,827,075.59
	-7,448,375.08	3,222,262.55
	584,510,361.81	137,518,659.03
2	--	--
3	--	--

	1,409,463,570.62	923,405,163.93
	923,405,163.93	827,489,696.45
	486,058,406.69	95,915,467.48

	--	--
1	72,287,100.00	106,945,664.20
2	72,287,100.00	106,945,664.20
	77,874,806.18	43,328,525.17
3	-5,587,706.18	63,617,139.03
4	156,344,068.78	159,492,882.30
	124,149,568.64	184,906,182.29
	110,416,449.54	74,118,927.11
	78,221,949.40	99,532,227.10
	--	--
1	4,224,000.00	
2	4,224,000.00	
	2,164,102.89	
3	2,059,897.11	
	5,125,737.21	
	124,137.62	
	2,800,035.89	

	1,409,463,570.62	923,405,163.93
	1,658,359.52	1,118,797.27
	1,354,405,671.74	843,727,376.15
	53,399,539.36	78,558,990.51
	1,409,463,570.62	923,405,163.93

							(%)	(%)	
						116,478.50	40.78%	40.78%	400001889

						()	(%)	(%)	
						29,127.84	95%	95%	722666875
						1,780.00	60%	60%	73541102X
						4,487.38	60%	60%	724736304
						29,153.00	51.54%	59.64%	601079105
						3,000.00	93.33%	93.33%	756744077
						2,000.00	60%	60%	697599825

						8,500.00	50.59%	50.59%	238991668
						500.00	65%	65%	597741898
						100,000.00	51%	51%	055629068

						(%)	(%)		
					7,340	20%	20%		794797591
					10,000	30%	30%		672077094
					5,000	40%	40%		801748406
					15,000	13.33%	13.33%		053604836

									400001889
									102071328
									744728272

		102065593
		600384941
		764215343
		802071804
		747635362
		101976993
		772567234
		400011833
		755281250
		764234712
		700149869
		053604836

				%		%
			951,720.58	0.03%	6,395,668.26	0.17%
			2,844,094.77	0.1%	657,295.79	0.02%
					47,931.62	0%
			244,200.00	0.01%		
			410,256.41	0.01%	52,991.45	0%
			56,000.00	0%	158,974.36	0%
			25,843,194.73	0.88%	55,279,405.29	1.48%
			195,435.90	0.01%		
			5,351,189.21	0.18%	7,336,402.46	0.2%

			70,423.09	0%		
			200,000.00	0.01%	427,350.43	0.01%
			120,593.22	0%	201,787.86	0.01%
			3,467.44	0%	8,205.13	0%
					701,428.26	0.02%
					74,800.00	0%
			12,483,632.41	0.43%		
			77,812,648.68	2.65%	157,986,094.88	4.24%
			8,692,307.69	0.3%		
			1,202,061.04	0.04%	430,164.00	0.01%
			7,055,800.00	0.24%		
			64,739,316.14	2.21%	125,885,128.21	3.38%

				%		%
			715,087.51	0.02%	2,323,759.07	0.05%
			1,521.79	0%		
			1,175.21	0%	262,222.22	0.01%
			1,709,829.07	0.04%		
			26,174.36	0%		

			6,876,068.39	0.18%		
			37,524.62	0%		
					2,152,495.73	0.05%
					63,581.20	
			1,346.13	0%	74,741.32	
			27,064,435.97	0.71%	45,320,083.50	1%
			2,774,716.58	0.07%	4,270,759.31	0.09%
					15,000.00	
					3,196.58	
					253,846.15	0.01%
			587,794,509.52	15.39%	642,519,713.56	14.18%
			3,783,371.80	0.1%	3,434,380.34	0.08%
			12,820.51	0%		
					1,024,521.79	0.02%
			4,274,358.97	0.11%		

			2010 01 01	2019 12 31		594,257.00
			2012 04 01	2014 03 31		77,012.73

					%		%	
			" 2012 107 "		422.40	100%	0.00	0%
		80% 422.4	2012 2 29					

2012 2011

	115.57	136.79
	9.26	15.50
	206.26	301.89
	323.79	375.48
	1,530.73	1,657.29
	23.33	23.70
(6.54	13.30
	<u>2,215.48</u>	<u>2,523.95</u>

				1,156,200.00	57,750.00
		5,000.00		5,000.00	
		11,480.26	688.16		
		588,011.00		120,676.50	
		44,200.00		280,800.00	
		126,500.00		206,500.00	
				327,702.88	
		1,338,359.81		447,591.61	
		371,770.00	371,770.00	619,488.30	278,820.00
		188,260.00			
				1,496,420.00	74,821.00
		4,800.00		30,240.00	
		26,880.00	3,802.90	12,294.49	1,844.17
		4,164,060.30		2,388,860.30	
				13,940.00	
		11,817,758.58	590,887.93	25,101,842.68	1,174,942.08
		17,534.78	17,534.78		
		154,289,643.45		181,037,466.60	
		11,138,467.19	2,554.76	17,657,800.20	

		205,000.00		20,000.00	
		355,898.31			
		6,062.39		97,018.00	
		500,000.00	25,000.00		
		2,100.00			
		42,714.00			
		1,540.03	231.00		
		1,372,376.50	121,948.14	1,372,376.50	73,829.41

		410,544.94	1,133,324.79
		41,982.20	7.20
		78,255.32	163,992.67
		1,354,190.00	
		11,000.00	11,000.00
			512,623.72
		2,876,852.59	11,109,453.25
		13,346,800.00	26,608,800.00
		24,059.50	
		5,668,957.37	28,224.04

			188,575.80
		233,334.08	
		6,564,787.24	5,819,669.48
			705.90
		21,924,702.78	13,019,965.37
		269,740.60	1,026,986.36
		14,672,140.55	
		1,501.86	
		36,507.42	
		144,000.00	
		569,800.00	
		45,033.92	
		2,600.00	665.00
		633,000.00	
		6,342,387.26	
		12,774,489.38	31,564,104.48

1.2012 12 8
2013 2

12%

12%

1,200

2.

2012

2012

10%

10

1.20

1	1		4,317,778.85
1	2	2	1,017,778.85
2	3	3	1,017,778.85
3			1,017,778.85
			<u>7,371,115.40</u>

2012 12 31
(8.3176)

49

407.56

915.55

		(%)		(%)		(%)		(%)
	21,693,631.60	5.74%		0%				
	356,255,023.35	94.26%	32,039,337.74	8.99%	373,223,610.36	100%	30,728,524.18	8.23%
	356,255,023.35	94.26%	32,039,337.74	8.99%	373,223,610.36	100%	30,728,524.18	8.23%
	377,948,654.95	--	32,039,337.74	--	373,223,610.36	--	30,728,524.18	--

□ √

√ □

--	--	--

		(%)			(%)	
1						
	--	--	--	--	--	--
1	285,056,677.79	80.01%	14,255,333.92	312,291,562.52	83.68%	15,621,846.30
1 2	42,173,303.70	11.84%	3,373,864.30	37,736,613.08	10.11%	3,018,929.04
2 3	10,122,030.82	2.84%	1,518,304.63	6,456,549.28	1.73%	968,482.39
3	18,903,011.04	5.31%	12,891,834.89	16,738,885.48	4.48%	11,119,266.44
3 4	5,450,812.01	1.53%	1,362,703.00	6,355,149.59	1.7%	1,588,787.41
4 5	3,846,134.29	1.08%	1,923,067.15	1,706,513.73	0.46%	853,256.87
5	9,606,064.74	2.7%	9,606,064.74	8,677,222.16	2.32%	8,677,222.16
	356,255,023.35	--	32,039,337.74	373,223,610.36	--	30,728,524.17

√

√

√

				(%)
		13,428,738.00		3.55%
		11,868,819.02		3.14%
		19,954,730.47		5.28%
		13,548,840.19		3.58%
		10,104,574.50		2.67%
	--	68,905,702.18	--	18.22%

		(%)		(%)		(%)		(%)
	131,901,773.83	70.98%		0%				
	53,916,359.92	29.02%	17,179,181.19	31.86%	89,701,580.49	100%	14,743,554.08	16.44%
	53,916,359.92	28.62%	17,179,181.19	31.86%	89,701,580.49	100%	14,743,554.08	16.44%
	185,818,133.75	--	17,179,181.19	--	89,701,580.49	--	14,743,554.08	--

□ √

√ □

		(%)		(%)		(%)		(%)
1	--	--	--	--	--	--	--	--
1	3,441,191.14	6.38%	172,059.56		35,146,219.35	39.18%	1,396,313.29	
1 2	11,111,571.13	20.61%	888,925.71		4,666,968.94	5.2%	373,357.52	
2 3	341,970.88	0.64%	51,295.63		20,873,528.30	23.27%	3,131,029.25	
3	39,021,626.77	72.37%	16,066,900.29		29,014,863.90	32.34%	9,842,854.02	
3 4	20,865,021.53	38.7%	5,216,255.38		25,470,179.33	28.39%	6,367,544.83	
4 5	14,611,920.67	27.1%	7,305,960.34		138,750.76	0.15%	69,375.38	
5	3,544,684.57	6.57%	3,544,684.57		3,405,933.81	3.8%	3,405,933.81	

	53,916,359.92	--	17,179,181.19	89,701,580.49	--	14,743,554.08
--	---------------	----	---------------	---------------	----	---------------

√

√

√

						645,114.57
						1,830,000.00
						<u>2,475,114.57</u>

						(%)	
			37,647,221.30	1-2	3-4	4-5	20.26%
			1,830,000.00	4	5	5	0.98%
			645,114.57	1			0.35%
	--		40,122,335.87		--		21.59%

						(%)	(%)				
		28,000,000.00	28,000,000.00		28,000,000.00	93.33%	93.33%				773,200.00
		27,034,455.09	27,034,455.09		27,034,455.09	60%	60%				6,000,000.00

		268,398,144.54	268,398,144.54		268,398,144.54	95%	95%				9,500,000.00
		396,724,860.49	396,724,860.49		396,724,860.49	51.45%	51.45%				44,100,000.00
		10,680,000.00	10,680,000.00		10,680,000.00	60%	60%				360,000.00
		12,000,000.00	12,000,000.00		12,000,000.00	60%	60%				
		107,655,876.20	106,945,664.20	710,212.00	107,655,876.20	50.59%	50.59%				
		3,250,000.00		3,250,000.00	3,250,000.00	65%	65%				
		665,909,578.11		665,909,578.11	665,909,578.11	51%	51%				
			1,600,000.00	-1,600,000.00		0%	0%				2,056,223.70
Odersun AG		52,011,969.20	52,011,969.20		52,011,969.20	3.68%	3.68%		52,011,969.20	52,011,969.20	
		1,250,950.72	1,250,950.72		1,250,950.72	2.44%	2.44%				
		20,000,000.00		20,000,000.00	20,000,000.00	13.33%	13.33%				

		8,937,799 .45	8,937,799. 45		8,937,799 .45	10.11%	10.11%				
		14,680,00 0.00	19,375,650 .21	1,423,57 1.01	20,799,22 1.22	20%	20%				
		30,000,00 0.00	21,876,878 .66	-7,551,0 64.31	14,325,81 4.35	30%	30%				
		20,000,00 0.00	26,810,724 .47	-2,623,9 69.80	24,186,75 4.67	40%	40%				
	--	1,666,533 ,633.80	981,647,09 7.03	679,518, 327.01	1,661,165 ,424.04	--	--	--	52,011,96 9.20	52,011,96 9.20	62,789,42 3.70

665,909,578.11

2000

7

	435,148,067.96	398,353,259.35	456,756,121.93	361,781,446.54
	1,831,766,466.74	1,499,096,515.98	2,110,918,745.93	1,758,870,053.61
	2,266,914,534.70	1,897,449,775.33	2,567,674,867.86	2,120,651,500.15

	1,665,515,564.22	1,377,518,315.04	1,929,625,991.86	1,579,562,067.15
	601,398,970.48	519,931,460.29	638,048,876.00	541,089,433.00
	2,266,914,534.70	1,897,449,775.33	2,567,674,867.86	2,120,651,500.15

		(%)
	656,549,373.92	28.31%
	26,437,109.20	1.39%
	682,986,483.12	29.7%

12.68%

	62,789,423.70	40,116,000.00
	-8,751,463.10	-447,201.66
	2,624,000.00	

	56,661,960.60	39,668,798.34
--	---------------	---------------

	773,200.00		
	6,000,000.00	3,000,000.00	
	9,500,000.00	14,250,000.00	
	44,100,000.00	22,500,000.00	
	360,000.00	300,000.00	
		66,000.00	
	2,056,223.70		
	62,789,423.70	40,116,000.00	--

	1,423,571.01	2,100,215.74
	-2,623,969.80	-6,795,755.99
	-7,551,064.31	4,248,338.59
	-8,751,463.10	

“ ”	45,792,234.87	10,851,350.40
“ ”	-56,661,960.60	-39,668,798.34
“ ”	-10,190,930.09	-3,297,162.01
“ ”	153,595,602.23	-256,006,294.51
“ ”	-150,197,589.95	-215,363,310.88
“ ”	139,849,606.30	234,190,695.56
	-130,180,509.48	1,920,971.71
	396,518,495.39	101,210,714.77
2	--	--
3	--	--
	531,163,067.37	604,733,290.52
	604,733,290.52	501,445,625.36
	-73,570,223.15	103,287,665.16

	%		
	2.28%	0.0876	0.0876
	2.50%	0.0961	0.0961

